

2060 HF Telephone interconnect



- Fully automatic telephone interconnect
- Enables HF radio network stations to become part of the international telephone network
- Can call up to 98 programmable pre-set telephone numbers
- Independent of all other communications' networks
- Comprehensive call logging for charging purposes and remote supervision by a dial up computer link.

The Barrett 2060, a fully automatic telephone interconnect, enables high frequency radio network stations to become part of the international telephone network. HF stations can direct dial any telephone number on the international telephone network. Additionally Stations can call up to 98 programmable pre-set telephone numbers stored in the 2060 telephone interconnect. Telephone subscribers on the international telephone network can dial into the 2060 interconnect and call any station on the HF network.



www.barrettcommunications.com.au

BCB20600/11

MADE IN AUSTRALIA



HF Radio Communications



The Barrett 2060 interconnect also supports MIL-STD 188-141B ALE allowing ALE networks to now have fully automatic access to the telephone network.

The Barrett 2060 interconnect provides full network management facilities including variable access levels for HF stations calling the telephone network, comprehensive call logging for charging purposes and remote supervision by a dial up computer link.

Multilingual

Recordable voice messages allows systems greetings and instructions to be in any language - stored in non-volatile Flash RAM.

"Learn" function for non-standard call progress tones

Should the selectable standard international telephone call progress tones not operate in certain countries the 2060 can record, learn and store these non-standard call progress tones on site.

Large log capacity

4096 log entries of system activity are stored in the 2060 before a download is required.

Periodic beacons

When not handling traffic, if enabled, periodic beacons are sent on all channels at regular intervals. This allows the HF users to evaluate the best channel to use with the 2060 base station.

Remote parameters

Editing and logged call information download via the telephone network. Using a PC loaded with Barrett 2060 remote software, parameters, access levels and call logging information can be downloaded via the telephone network. This allows 2060's to be installed at remote locations and be controlled from a central point.

MIL-STD 188-141B, FED STD 1045 ALE

ALE simplifies the operation of the system as the HF network user need only enter the 2060 address and a telephone number required and the telephone caller has only to enter the mobile number required. The ALE system establishes the link between the two.

Call charging

Call charging information stored in the 2060 can either be based on call duration or information provided by 12 to 16 kHz or 50 Hz metering pulses. (Note:- The Telco providing the line connected to the 2060 must be requested to provide these metering pulses).

DTMF or Decadic dialling

To allow operation of the 2060 on older exchanges Decadic dialling as well as DTMF can be selected.

Access levels and barring for individual users

Stations within the HF network can be allocated individual access levels in relation to the telephone network, i.e. local calls only, full ISD call access, specific number barring or complete barring.

DSP noise reduction

DSP noise reduction system that provides clearer reception from the HF network can be toggled on or off by the telephone caller by keying 55 on their telephone.

Manual / Automatic VOX

Should telephone connection be of such poor quality that the automatic VOX becomes unstable, the telephone caller can switch to manual VOX by keying 88 on their telephone and use the hash key on their telephone to change the 2060 from transmit to receive.

2060 system parameters by voice annunciation

The telephone caller can request the frequency of the currently selected channel in kHz by keying 77 on their telephone keypad. Keying 55 will provide the software version, PA temperature, supply voltage during transmit and the percentage of billing storage used from the 2060 and its associated 2050. Full base station operation features when operated in manual mode. When operated in manual mode the 2060 provides a full manual control of the associated 2050 transceiver.

Emergency Selcalls

While scanning, all types of emergency calls received will be annunciated both audibly and visually on the associated 2050 transceiver (if a front panel is fitted).


98 stored telephone numbers

98 pre-programmed telephone numbers stored in the 2060 can be accessed by HF mobiles or base stations that only have Selcall and not the full dial Telcall option fitted.



2060 HF Telephone interconnect

HF radio network
0 to 3000 plus kilometres



HF radio mobile unit
with 2050 HF transceiver



HF radio base station
with 2060 HF telephone
interconnect



HF radio "Telcall"
sent to base
station



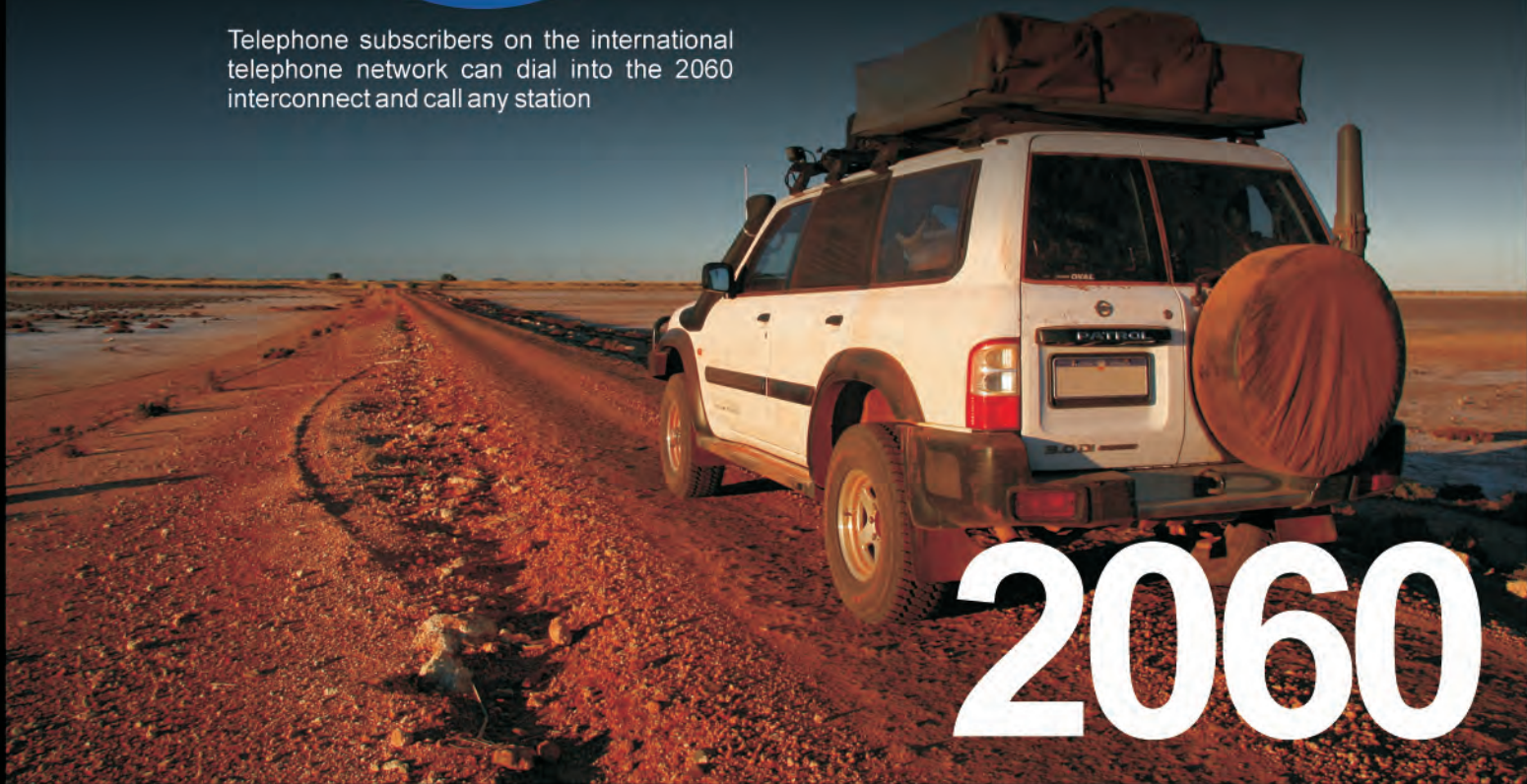
International
telephone
network



2060 HF telephone
interconnect
dials telephone
number



Telephone subscribers on the international
telephone network can dial into the 2060
interconnect and call any station



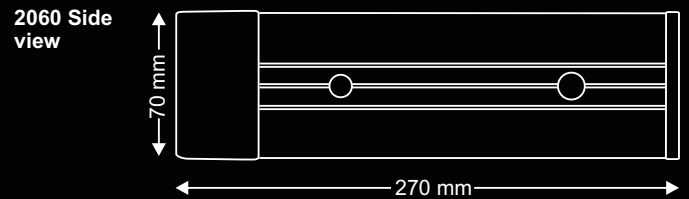
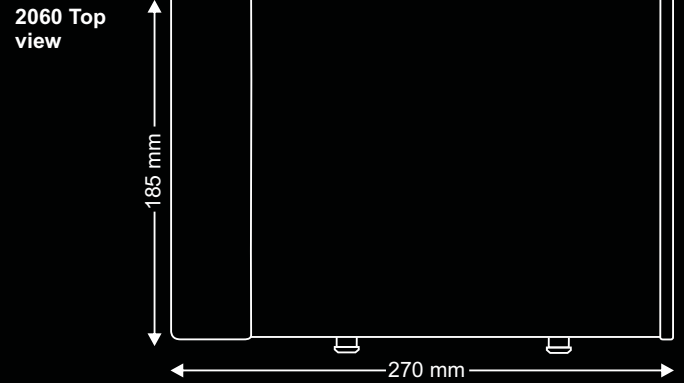
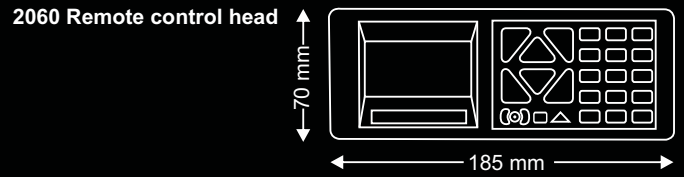
2060

HF Radio Communications

2060 HF Telephone interconnect specifications

General specifications

Standards	Exceeds/complies with Australian/ New Zealand standard AS/NZS 609501:2003 - AMPT 1:2008 AS/ACIF 5002:2005 - AS/ACIF 5004:2006
Power input	13.8 VDC (11 V to 15 V), > 400 mA
Scanning capacity	30 channels maximum
Operating temperature	0°C to 50°C
Dialling modes	DTMF of Decadic
Dialled number	16 digit maximum
Transceiver control	RS-232, 9600bd. Barrett control syntax
Transceiver Tx, Rx	600 ohm balanced 0 dBm audio levels adjustable by menu option
Transceiver PTT output	Open collector to ground
Frequency response	300 to 2800 Hz ± 2 dB
Hybrid system	DSP based continuously balancing Adaption speed less than 0.5 seconds Ultimate balance better than 40 dB
Phone line levels	Input from line -9 dBm Output to line -9 dBm Impedance 600 ohm
VOX sensitivity	Approx 16 dB below phone line level i.e. 25 dBm
Phone line connector	RJ-45
Remote supervisory	Via on-board modem -V.34bis control (33.6 kbs)
Telecom line	Standard 2 wire automatic exchange preferably with line reversal "B" party "off hook" and "on hook" If call charging required - 12 to 16 kHz or 50 Hz metering pulses
Call progress tones	Will respond to standard call progress tones, selectable by country. Has a learn function for non-standard tones
Dimensions	85mm (w) x 270mm (d) x 70mm (h) (2000 series standard enclosure)
Weight	1.4 kg



Barrett 2060 HF Telephone interconnect rear panel

Head Office:
Barrett Communications Pty Ltd
47 Discovery Drive, Bibra Lake,
WA, 6163 AUSTRALIA
Toll Free Tel: 1800 999 580
Tel: +618 9434 1700
Fax: +618 9418 6757
email: information@barrettcommunications.com.au

European Office:
Barrett Europe Limited
Unit 9, Fulcrum 2, Solent Way,
Whiteley, Hampshire PO15 7FN
UNITED KINGDOM
Tel: +44 (0) 1489 880 332
Fax: +44 (0) 1489 565 422
email: uksales@barrettcommunications.com.au

Americas Office:
Barrett Communications USA LLC
1000 North West Street, Suite 1200
Wilmington, Delaware 19801-1058
UNITED STATES OF AMERICA
Tel: +1 703 291 0414
Fax: +1 703 291 4950
email: sales@barrettusa.com