

2061 HF Phone patch



The Barrett 2061 HF phone patch provides an interface between an HF network and the International telephone network, allowing HF stations to be connected to telephone subscribers and vice versa.

The Barrett 2061 uses a unique adaptive hybrid to convert the four-wire audio from the transceiver to two-wire audio for the phone line. An adaptable hybrid, implemented with digital signal processing (DSP), provides continually recalculated isolation between the off air HF signal and the telephone user, producing a reliable VOX signal (Voice Operated Xmit (transmit)) to key the transmitter when the telephone subscriber's voice is present.

The 2061 is packaged in a 2000 series enclosure and is designed for direct interface via our standard bus cable to the Barrett 2050 transceiver. It can however, be interfaced to other suitable HF transceivers.

Features

DSP based automatic adaptive hybrid that balances the telephone line continually with no adjustments, eliminating oscillation in full duplex circuits, false VOX tripping and time consuming setup.

Designed for full-duplex, half-duplex, or simplex operation

Compact desk-top package

Built-in speaker with volume control to monitor call progress



2061

HF Radio Communications

2061 HF Phone patch

Specifications

Output level to phone line	Nominally 0 dBm
Input level from phone line	Nominally 0 dBm
Frequency response	300 to 3000 Hz \pm 2 dB
Output impedance to phone line	600 ohm
VOX sensitivity	Adjustable internally
VOX hang time	0.5 seconds
Ultimate hybrid balance	-50 dB measured with a single tone

Transceiver interface

Rx audio input	Balanced 600 ohm @ 0 dBm
Tx audio output	Balanced 600 ohm @ 0 dBm
Frequency response	300 to 3200 Hz \pm 2 dB
VOX key output	Open collector
Switching speed	5 mS

General

Telephone line connector	RJ-11C
Local telephone set connections	RJ-11C
Connector to transceiver	DB-25
Indicators	"CONNECT" "OPERATOR OVERRIDE" "CONNECT" "DISCONNECT" "OPERATOR OVERRIDE"

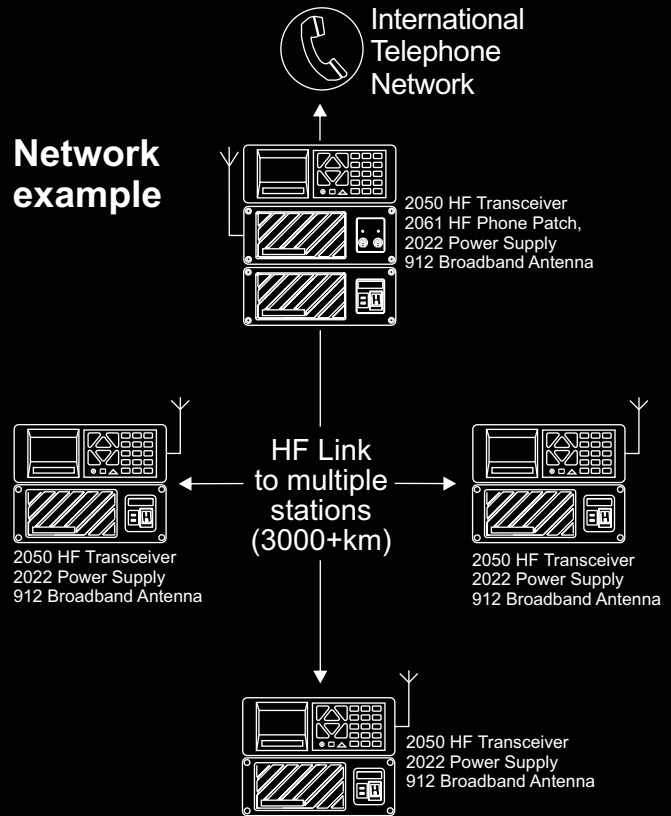
Front panel controls

Rear panel control	Monitor volume control
Input power	+11 to +15 V DC (12 V DC nominal)
Input current	80 mA @ +12.6 V DC input
Size	185(w) x 270(d) x 70(h) (2000 series standard enclosure)
Weight	0.8 kg


Environmental

Operating temperature	-20°C to +55°C
Storage temperature	-40°C to +85°C
Humidity	Up to 95% @ 55°C
Shock	MIL-STD 810G Method 516.6
Vibration	MIL-STD 810G Method 514.6

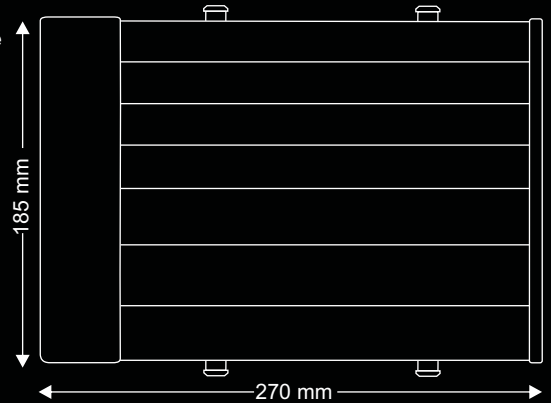
Network example



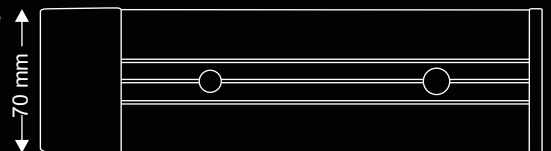
2061 Phone patch front



2061 Phone patch top



2061 Phone patch side



Barrett 2061 HF Phone patch rear panel

Head Office:
Barrett Communications Pty Ltd
47 Discovery Drive, Bibra Lake, WA, 6163 AUSTRALIA
Toll Free Tel: 1800 999 580 Tel: +618 9434 1700 Fax: +618 9418 6757
email: information@barrettcommunications.com.au

European Office:
Barrett Europe Limited
Unit 9, Fulcrum 2, Solent Way, Whiteley, Hampshire
PO15 7FN UNITED KINGDOM
Tel: +44 (0) 1489 880 332 Fax: +44 (0) 1489 565 422
email: uksales@barrettcommunications.com.au

Americas Office:
Barrett Communications USA LLC
1000 North West Street, Suite 1200 Wilmington,
Delaware 19801-1058
UNITED STATES OF AMERICA
Tel: +1 703 291 0414 Fax: +1 703 291 4950
email: sales@barrettusa.com